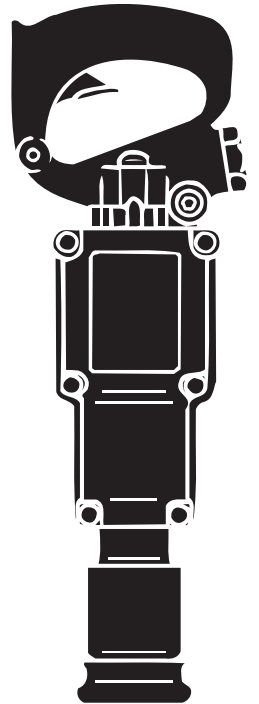


Spare parts list

Handheld rotary hammers



Contents

General information.....	5
Spare parts list.....	6
DKR 36.....	6
DKR 36R.....	8
Working tools.....	10
Round $\frac{9}{16}$ x $3\frac{1}{2}$ in. (14.7 x 89 mm).....	10
Round $\frac{3}{4}$ x $3\frac{1}{4}$ in. (19 x 95 mm).....	10
Round $\frac{3}{4}$ in. - Hexagon $\frac{9}{16}$ x $3\frac{1}{2}$ in. (19 mm - 14.7 x 89 mm).....	11
Round 14.7 x 89 mm ($\frac{9}{16}$ x $3\frac{1}{2}$ in.).....	12
Round 19 x 95 mm ($\frac{3}{4}$ x $3\frac{1}{4}$ in.).....	12
Round 19 mm - Hexagon 14.7 x 89 mm ($\frac{3}{4}$ - $\frac{9}{16}$ x $3\frac{1}{2}$ in.).....	13
Accessories.....	14
Repair kit.....	14
Rock drill AIR-OIL.....	14

General information

This spare parts list applies to the following:

Part number	Description
8463 0103 60	Handheld rotary hammer DKR 36
8463 0103 50	Handheld rotary hammer DKR 36R

Use only authorized parts. Any damage or malfunction caused by the use of unauthorized parts is not covered by Warranty or Product Liability. Any unauthorized use or copying of the contents or any part thereof is prohibited. This applies in particular to trademarks, model denominations, part numbers, and drawings.

Instructions for use

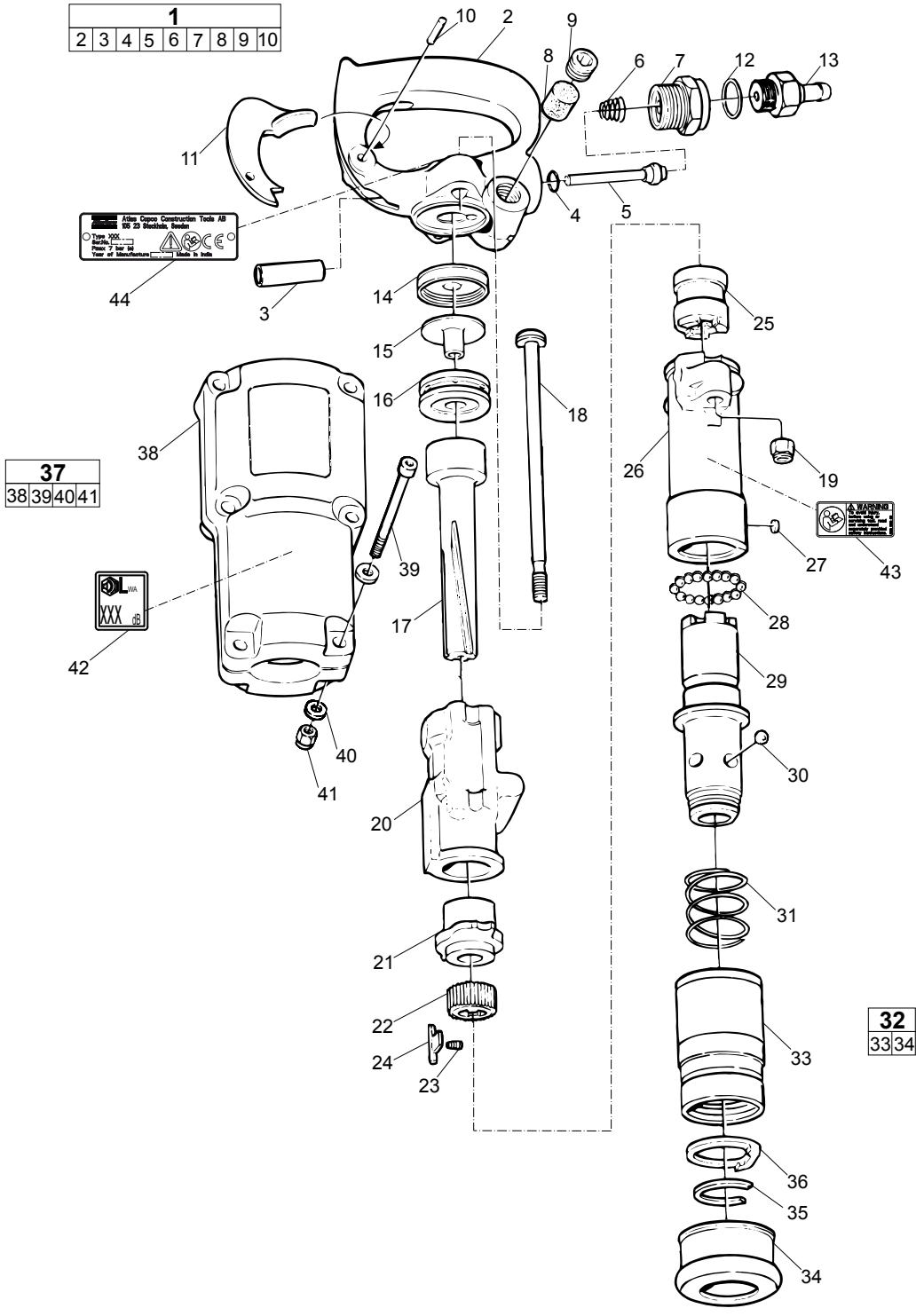
This spare parts list contains no safety regulations and is merely intended to assist in the ordering of spare parts.

For information about operating, servicing, or repairing, the relevant Safety and operating instructions must be consulted at all costs.

Please observe the safety instructions listed in the relevant Safety and operating instructions!

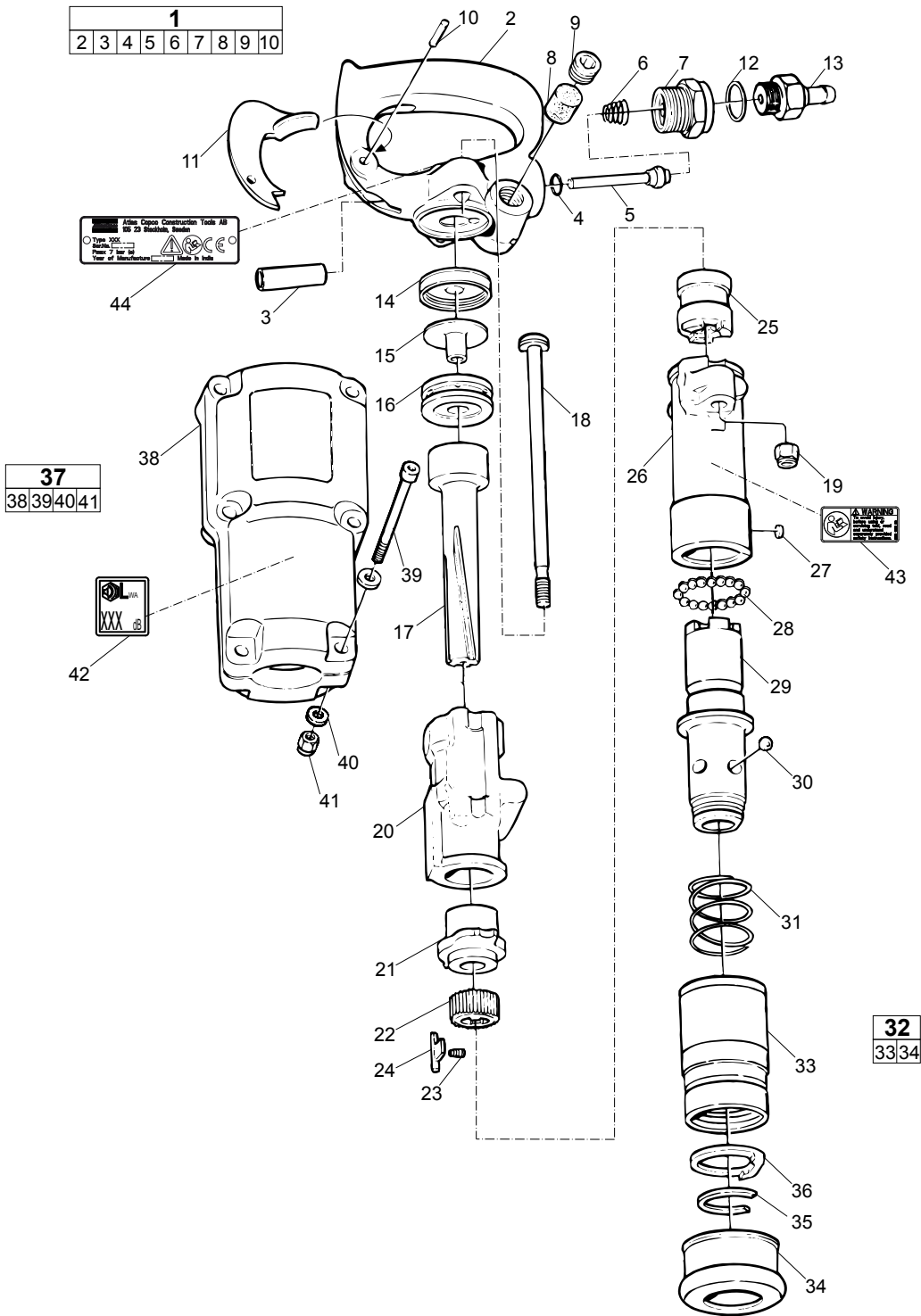
Spare parts list

DKR 36



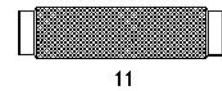
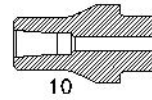
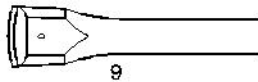
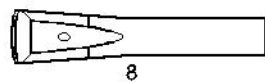
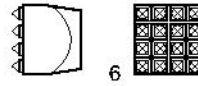
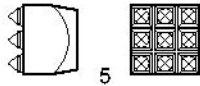
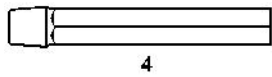
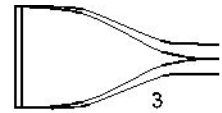
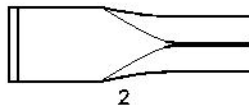
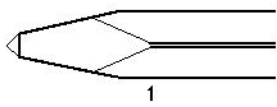
No.	Description	Remark	Quantity	Part number
1(2-10)	Handle, complete		1	3315 1268 80
2	Handle		1	-
3	Bushing		1	-
4	O-ring		1	3315 1270 00
5	Valve stem		1	3315 1271 00
6	Spring		1	3315 1272 00
7	Nipple		1	3315 1273 00
8	Oil felt		1	3315 1274 00
9	Oil plug		1	3315 1275 00
10	Pin		1	3315 1276 00
11	Trigger		1	3315 1277 00
12	Gasket		1	3315 1278 00
13	Hose nipple		1	3315 1279 00
14	Valve cover		1	3315 1280 00
15	Valve		1	3315 1281 00
16	Valve housing		1	3315 1282 00
17	Piston		1	3315 1283 00
18	Side bolt		2	3315 1284 00
19	Nut		2	3315 1285 00
20	Cylinder		1	3315 1286 00
21	Intermediate part		1	3315 1287 00
22	Ratchet ring		1	3315 1288 00
23	Pawl spring		2	3315 1289 00
24	Pawl		2	3315 1290 00
25	Driver		1	3315 1291 00
26	Front head		1	3315 1292 00
27	Plug		1	3315 1293 00
28	Chuck bolt		17	3315 1294 00
29	Rotation chuck	Round 19 mm. Hexagon 14.7 x 89 mm Round ¾ in. Hexagon ¾ x 3 ½ in.	1	3315 1296 00
30	Steel retainer ball		4	3315 1297 00
31	Retainer spring		1	3315 1299 00
32(33-34)	Retainer, complete		1	3315 1300 00
33	Retainer		1	-
34	Dust hood		1	3315 1301 00
35	Lock ring		1	3315 1302 00
36	Washer		1	3315 1303 00
37(38-41)	Silencer, complete		1	3315 1304 00
38	Silencer		1	-
39	Screw		6	3315 1305 00
40	Washer		12	3315 1306 00
41	Nut		6	3315 1307 00
42	Noise level label		1	-
43	Safety label		1	3310 1602 00
44	Data plate		1	-

DKR 36R

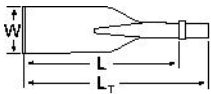


No.	Description	Remark	Quantity	Part number
1(2-10)	Handle, complete		1	3315 1268 80
2	Handle		1	-
3	Bushing		1	-
4	O-ring		1	3315 1270 00
5	Valve stem		1	3315 1271 00
6	Spring		1	3315 1272 00
7	Nipple		1	3315 1273 00
8	Oil felt		1	3315 1274 00
9	Oil plug		1	3315 1275 00
10	Pin		1	3315 1276 00
11	Trigger		1	3315 1277 00
12	Gasket		1	3315 1278 00
13	Hose nipple		1	3315 1279 00
14	Valve cover		1	3315 1280 00
15	Valve		1	3315 1281 00
16	Valve housing		1	3315 1282 00
17	Piston		1	3315 1283 00
18	Side bolt		2	3315 1284 00
19	Nut		2	3315 1285 00
20	Cylinder		1	3315 1286 00
21	Intermediate part		1	3315 1287 00
22	Ratchet ring		1	3315 1288 00
23	Pawl spring		2	3315 1289 00
24	Pawl		2	3315 1290 00
25	Driver		1	3315 1291 00
26	Front head		1	3315 1292 00
27	Plug		1	3315 1293 00
28	Chuck bolt		17	3315 1294 00
29	Rotation chuck	Round 19 x 95 mm Round $\frac{3}{4}$ x $3\frac{3}{4}$ in.	1	3315 1295 00
30	Steel retainer ball		4	3315 1297 00
31	Retainer spring		1	3315 1298 00
32(33-34)	Retainer, complete		1	3315 1300 00
33	Retainer		1	-
34	Dust hood		1	3315 1301 00
35	Locking ring		1	3315 1302 00
36	Washer		1	3315 1303 00
37(38-41)	Silencer, complete		1	3315 1304 00
38	Silencer		1	-
39	Screw		6	3315 1305 00
40	Washer		12	3315 1306 00
41	Nut		6	3315 1307 00
42	Noise level label		1	-
43	Safety label		1	3310 1602 00
44	Data plate		1	-

Working tools

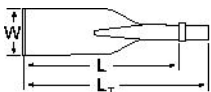


Round $\frac{9}{16}$ x $3\frac{1}{2}$ in. (14.7 x 89 mm)



No.	Description	W (in.)	L (in.)	L _T (in.)	Wt (lb)	Part number
1	Moil point	-	8 $\frac{1}{4}$	12	1.3	3083 3263 00
2	Narrow chisel	-	8 $\frac{1}{4}$	12	1.3	3083 3264 00

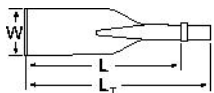
Round $\frac{3}{4}$ x $3\frac{1}{4}$ in. (19 x 95 mm)



No.	Description	W (in.)	L (in.)	L _T (in.)	Wt (lb)	Part number
1	Moil point	-	6	10	1.5	3083 4160 00
		-	11	15	2.2	3083 3261 00
2	Narrow chisel	-	6	10	1.5	3083 4161 00
		-	11	15	2.2	3083 3262 00
3	Wide chisel	3	6	10	1.8	3083 4165 00
4	Shaft for bush hammer	-	5	9	1.3	3083 4162 00
5	Bush hammer TC head	1 $\frac{1}{2}$	-	-	1.1	3083 3226 00
6	Bush hammer TC head	1 $\frac{1}{2}$	-	-	1.1	3083 3227 00
7	Bush hammer steel head	1 $\frac{1}{4}$	-	-	0.4	3083 4163 00

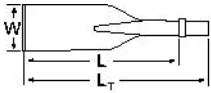
No.	Description	Drill depth (in.)	Bit diameter (in.)	L _T (in.)	Wt (lb)	Part number
8	Plug hole drill	8	Ø½	13	0.9	3083 4150 00
8	Plug hole drill	10½	Ø½	15½	1.1	3083 4150 10
8	Plug hole drill	8	Ø⅝	13	0.9	3083 4151 00
8	Plug hole drill	12	Ø⅝	17	1.1	3083 4151 10
8	Plug hole drill	18	Ø⅝	23	1.8	3083 4151 20
8	Plug hole drill	8	Ø¾	13	1.3	3083 4152 00
8	Plug hole drill	12	Ø¾	17	1.5	3083 4152 10
8	Plug hole drill	18	Ø¾	23	2.0	3083 4152 20
8	Plug hole drill	8	Ø⅞	13	1.5	3083 4153 00
8	Plug hole drill	12	Ø⅞	17	2.0	3083 4153 10
8	Plug hole drill	18	Ø⅞	23	2.6	3083 4153 20
8	Plug hole drill	8	Ø1	13	1.5	3083 4154 00
8	Plug hole drill	12	Ø1	17	2.2	3083 4154 10
8	Plug hole drill	18	Ø1	23	2.9	3083 4154 20
8	Plug hole drill	8	Ø1⅛	13	1.8	3083 4155 00
8	Plug hole drill	12	Ø1⅛	17	2.2	3083 4155 10
8	Plug hole drill	18	Ø1⅛	23	2.9	3083 4155 20
8	Plug hole drill	8	Ø1¼	13	2.0	3083 4156 00
8	Plug hole drill	12	Ø1¼	17	2.2	3083 4156 10
8	Plug hole drill	18	Ø1¼	23	2.9	3083 4156 20

Round ¾ in. - Hexagon 9/16 x 3½ in. (19 mm - 14.7 x 89 mm)



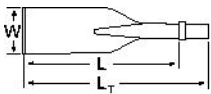
No.	Description	Remark	Drill depth (in.)	Bit diameter (in.)	L _T (in.)	Wt (lb)	Part number
8	Plug hole drill	Use with shank adapter	3	Ø⅝ ₁₆	4¼	0.04	0701 0808 00
			4	Ø⅝ ₃₂	5	0.09	0701 1010 00
			4¾	Ø½	6	0.18	0701 1212 00
9	Plug hole drill		6	Ø⅝	10	0.9	0700 1416 32
			9	Ø¾	13	1.1	0700 2019 32
			9	Ø⅞	13	1.3	0700 2022 32
			9	Ø1	13	1.5	0700 2025 32
			13	Ø1¼	17	2.2	0700 3032 32
			13	Ø1½	17	3.1	0700 3038 32
10	Shank adapter	For 0.31, 0.39 and 0.47 in. drills	-	-	5	0.4	0701 1001 32
11	Knock-out block	Use with shank adapter For 0.31, 0.39 and 0.47 in. drills	-	-	-	1.8	3085 0210 00

Round 14.7 x 89 mm ($\frac{9}{16}$ x 3 $\frac{1}{2}$ in.)



No.	Description	W (mm)	L (mm)	L _T (mm)	Wt (kg)	Part number
1	Moil point	-	210	300	0.6	3083 3263 00
2	Narrow chisel	-	210	300	0.6	3083 3264 00

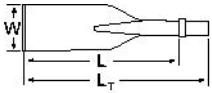
Round 19 x 95 mm ($\frac{3}{4}$ x 3 $\frac{1}{4}$ in.)



No.	Description	W (mm)	L (mm)	L _T (mm)	Wt (kg)	Part number
1	Moil point	-	150	255	0.7	3083 4160 00
		-	275	380	1.0	3083 3261 00
2	Narrow chisel	-	150	255	0.7	3083 4161 00
		-	275	380	1.0	3083 3262 00
3	Wide chisel	75	150	255	0.8	3083 4165 00
4	Shaft for bush hammer	-	125	230	0.6	3083 4162 00
5	Bush hammer TC head	40	-	-	0.5	3083 3226 00
6	Bush hammer TC head	40	-	-	0.5	3083 3227 00
7	Bush hammer steel head	32	-	-	0.2	3083 4163 00

No.	Description	Drill depth (mm)	Bit diameter (mm)	L _T (mm)	Wt (kg)	Part number
8	Plug hole drill	200	Ø13	330	0.4	3083 4150 00
8	Plug hole drill	265	Ø13	395	0.5	3083 4150 10
8	Plug hole drill	200	Ø16	330	0.5	3083 4151 00
8	Plug hole drill	300	Ø16	430	0.6	3083 4151 10
8	Plug hole drill	450	Ø16	580	0.8	3083 4151 20
8	Plug hole drill	200	Ø19	330	0.6	3083 4152 00
8	Plug hole drill	300	Ø19	430	0.7	3083 4152 10
8	Plug hole drill	450	Ø19	580	0.9	3083 4152 20
8	Plug hole drill	200	Ø22	330	0.7	3083 4153 00
8	Plug hole drill	300	Ø22	430	0.9	3083 4153 10
8	Plug hole drill	450	Ø22	580	1.2	3083 4153 20
8	Plug hole drill	200	Ø25	330	0.7	3083 4154 00
8	Plug hole drill	300	Ø25	430	1.0	3083 4154 10
8	Plug hole drill	450	Ø25	580	1.3	3083 4154 20
8	Plug hole drill	200	Ø28	330	0.8	3083 4155 00
8	Plug hole drill	300	Ø28	430	1.0	3083 4155 10
8	Plug hole drill	450	Ø28	580	1.3	3083 4155 20
8	Plug hole drill	200	Ø32	330	0.9	3083 4156 00
8	Plug hole drill	300	Ø32	430	1.0	3083 4156 10
8	Plug hole drill	450	Ø32	580	1.3	3083 4156 20

Round 19 mm - Hexagon 14.7 x 89 mm ($\frac{3}{4}$ - $\frac{9}{16}$ x 3 $\frac{1}{2}$ in.)



No.	Description	Remark	Drill depth (mm)	Bit diameter (mm)	L _T (mm)	Wt (kg)	Part number
8	Plug hole drill	Use with shank adapter	80	Ø8	110	0.02	0701 0808 00
			100	Ø10	130	0.04	0701 1010 00
			120	Ø12	150	0.08	0701 1212 00
9	Plug hole drill		150	Ø16	250	0.4	0700 1416 32
			230	Ø19	330	0.5	0700 2019 32
			230	Ø22	330	0.6	0700 2022 32
			230	Ø25	330	0.7	0700 2025 32
			330	Ø32	430	1.0	0700 3032 32
			330	Ø38	430	1.4	0700 3038 32
10	Shank adapter	For 8, 10 and 12 mm drills	-	-	125	0.2	0701 1001 32
11	Knock-out block	Use with shank adapter For 8, 10 and 12 mm drills	-	-	-	0.8	3085 0210 00

Accessories

Repair kit

Description	Remark	Quantity	Part number
Repair kit		1	3315 1308 00
Steel retainer ball		4	3315 1297 00
Lock ring		1	3315 1302 00

Rock drill AIR-OIL

Description	Remark	Quantity	Part number
Rock drill AIR-OIL	1 l 0.22 US gal	1	8099 0201 01
Rock drill AIR-OIL	1 l 0.22 US gal	12	8099 0201 81
Rock drill AIR-OIL	4 l 0.88 US gal	1	8099 0201 04
Rock drill AIR-OIL	4 l 0.88 US gal	4	8099 0201 84
Rock drill AIR-OIL	10 l 2.2 US gal	1	8099 0201 10

Any unauthorized use or copying of the contents or any part thereof is prohibited.
This applies in particular to trademarks, model denominations, part numbers, and
drawings.

© 2010 Atlas Copco Construction Tools AB | No. 9800 1211 01 | 2010-10-08

Atlas Copco

www.atlascopco.com